

























LES AMPOULES LED 2015

| Référence | Type | V | W | Lm | Durée en h | Culot | °K | PPHT |
|--|----------------------------|-----|----|------|------------|-------|------|-------|
| DÉCO | | | | | | | | |
|  | | | | | | | | |
| O290LEDEDI2WE27AMB | Edison filament | 230 | 2 | 250 | 25000 | E27 | 2100 | 27.90 |
|  | | | | | | | | |
| O290LEDSTFI7WE27BC | Standard filament claire | 230 | 7 | 806 | 25000 | E27 | 2700 | 19.25 |
| O290LEDST7WE27BC | Standard filament opale | 230 | 7 | 770 | 25000 | E27 | 2700 | 19.25 |
|  | | | | | | | | |
| O290LEDFL3WE14BC | Flamme dépolie | 230 | 3 | 290 | 25000 | E14 | 2700 | 8.85 |
|  | | | | | | | | |
| O290LEDFLCVCL3WE14BC | Flamme coup de vent claire | 230 | 3 | 300 | 25000 | E14 | 2700 | 10.38 |
| O290LEDFLCVO3WE14BC | Flamme coup de vent opale | 230 | 3 | 290 | 25000 | E14 | 2700 | 10.38 |
| O290LEDFLCVA3WE14BC | Flamme coup de vent ambrée | 230 | 3 | 280 | 25000 | E14 | 2700 | 10.38 |
|  | | | | | | | | |
| O290LEDTM3WE14BC | Torche moyenne opale | 230 | 3 | 290 | 25000 | E14 | 2700 | 10.38 |
| O290LEDTMA3WE14BC | Torche moyenne ambrée | 230 | 3 | 280 | 25000 | E14 | 2700 | 10.38 |
|  | | | | | | | | |
| O290LEDTG3WE14BC | Torche géante | 230 | 3 | 290 | 25000 | E14 | 2700 | 15.30 |
| O290LEDTG4WB22BC | | 230 | 4 | 420 | 25000 | B22 | 2700 | 17.10 |
|  | | | | | | | | |
| O290LEDSP5WE27BC | Sphérique | 230 | 5 | 400 | 35000 | E27 | 2700 | 7.25 |
|  | | | | | | | | |
| O290LEDSP5WE14BC | Sphérique | 230 | 5 | 400 | 35000 | E14 | 2700 | 7.25 |
|  | | | | | | | | |
| O290LEDGL12WE27BC | Globe Ø95mm | 230 | 12 | 1000 | 35000 | E27 | 2700 | 16.18 |
| O290LEDGL15WE27BC | Globe Ø120mm | 230 | 15 | 1400 | 35000 | E27 | 2700 | 19.65 |
|  | | | | | | | | |
| O290LEDST12WE27BC | Standard | 230 | 12 | 1000 | 35000 | E27 | 2700 | 15.68 |
| O290LEDST12WB22BC | | 230 | 12 | 1000 | 35000 | B22 | 2700 | 15.68 |

| Référence | Type | V | W | Lm | Durée en h | Culot | °K | PPHT | |
|---|---------------------|---------|-----|------|------------|-------|------|---|---|
| USUEL | | | | | | | | | |
|  | | | | | | | |  | |
| O290LEDST10WE27BCDIM | Standard | 230 | 10 | 806 | 25000 | E27 | 2700 | 14.40 | |
| O290LEDST14WE27BCDIM | Standard | 100-240 | 14 | 1000 | 30000 | E27 | 2700 | 47.76 | |
|  | | | | | | | | | |
| O290LEDR638WE27BH | R63 | 230 | 8 | 550 | 40000 | E27 | 3000 | 15.83 | |
| O290LEDR8010WE27BC | R80 | 230 | 10 | 750 | 40000 | E27 | 2700 | 22.48 | |
|  | | | | | | | | | |
| O290LEDL6WE14BC | Flamme opale | 230 | 6 | 470 | 15000 | E14 | 2700 | 14.43 | |
|  | | | | | | | | | |
| O290LEDLINES35-6WBC | Lines 35 | 230 | 6 | 250 | 20000 | S14 | 2700 | 39.25 | |
| O290LEDLINES60-9WBC | Lines 60 | 230 | 9 | 450 | 20000 | S14 | 2700 | 42.50 | |
|  | | | | | | | | | |
| O290LEDLINO6.5WBC | Linolite | 230 | 6.5 | 480 | 15000 | S19 | 2700 | 28.60 | |
|  | | | | | | | | | |
| O290LEDR7SP8WBU | R7S court | 230 | 8 | 600 | 35000 | R7S | 4000 | 44.78 | |
| O290LEDR7SG8WBU | R7S long | 230 | 8 | 600 | 35000 | R7S | 4000 | 38.25 | |
|  | | | | | | | |  | |
| O290LED5.3W220BC36DIM | Dichroïque | 230 | 5,3 | 350 | 25000 | GU10 | 2700 | 19.75 | |
| O290LED5.3W220BH36DIM | | | | | | | 3000 | 19.75 | |
| O290LED5.3W220BU36DIM | | | | | | | 4000 | 19.75 | |
| O290LED5.9W12BC36DIM | | 12 | 5,9 | 350 | 25000 | GU5,3 | 2700 | 19.38 | |
| O290LED5.9W12BH36DIM | | | | | | | 3000 | 19.38 | |
| O290LED5.9W12BU36DIM | | | | | | | 4000 | 19.38 | |
|  | | | | | | | | |  |
| O290LEDAR15WBC24DIM | AR11 | 12 | 15 | 830 | 40000 | G53 | 2700 | 63.00 | |
| O290LEDAR15WBH24DIM | | | | 860 | | | 3000 | 63.00 | |
|  | | | | | | | | |  |
| O290LEDPAR3813WE27BC25DIM | PAR38 | 220 | 13 | 1000 | 40000 | E27 | 2700 | 55.00 | |
| O290LEDPAR309.5WE27BC25DI | PAR30 | 230 | 9,5 | 650 | 40000 | E27 | 2700 | 39.25 | |
|  | | | | | | | | | |
| O290LEDG93WBC | Capsule G9 | 230 | 3 | 250 | 25000 | G9 | 3000 | 12.35 | |
| O290LEDG95WBC | Capsule G9 | 230 | 5 | 350 | 25000 | G9 | 3000 | 16.98 | |