
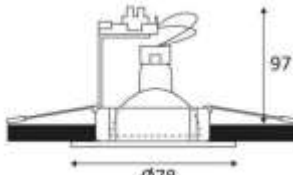

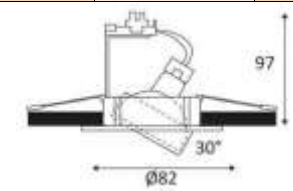





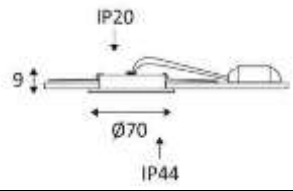

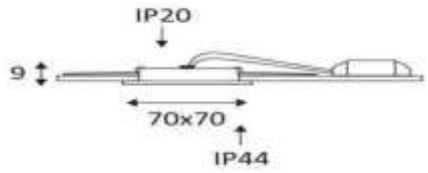

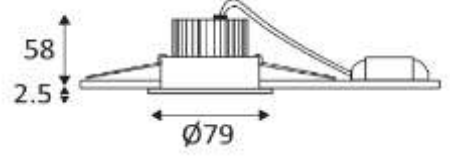

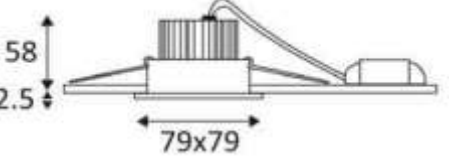

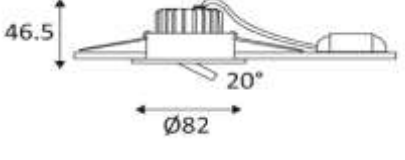
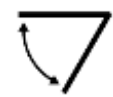

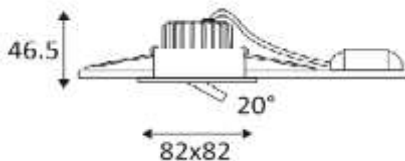
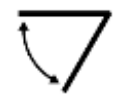
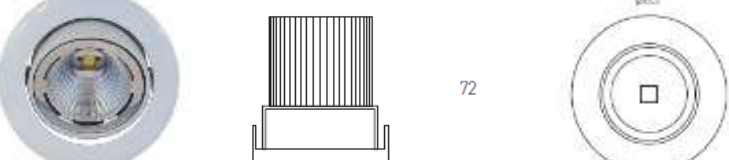
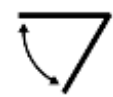
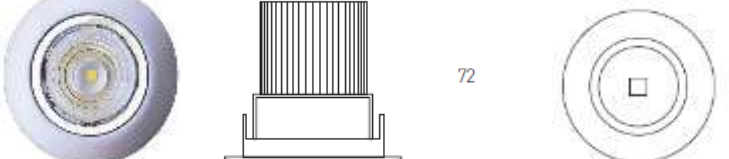

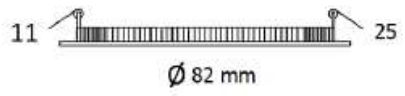

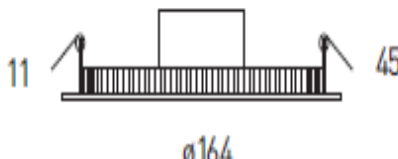

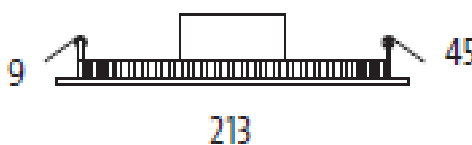

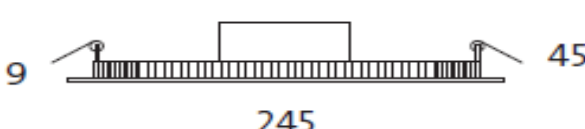

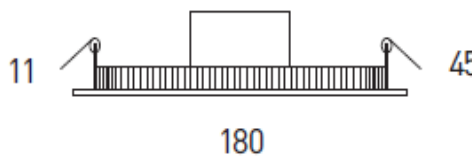

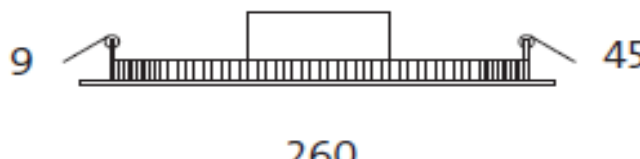






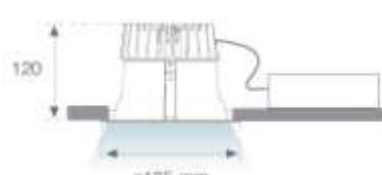


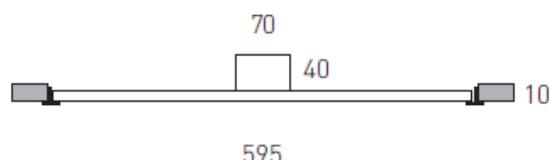
















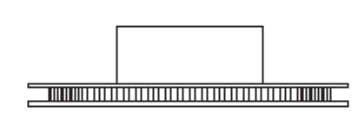

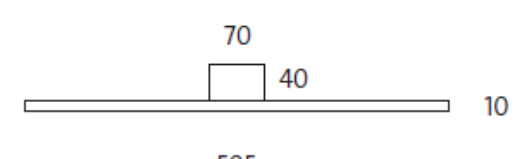

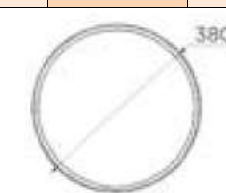


LES INCONTOURNABLES LED 2015

Référence	Matière	V	W	Lm	°K	Angle	Dimension en mm			Couleur	Prix public HT en €								
							Ø enc.	Ø ext.	Prof. enc.										
LES ENCASTRÉS LED																			
Les classiques avec ampoule GU10																			
KSA 1002 Classe2 avec bornier de repiquage rapide						IP 23													
1L99EFZ50/BL230	Fonte d'aluminium	230	50			Diffus	60	78	97	Blanc	6.00								
1L99EFZ50/NB230										Nickel sat	9.50								
KSA 1012 Classe2 avec bornier de repiquage rapide						IP 23													
1L99ERZ50/BL230	Fonte d'aluminium	230	50			Diffus	75	82	97	Blanc	7.50								
1L99ERZ50/NB230										Nickel sat	11.00								
				RL PAR16 50 DIM WFL GU10															
O127H7050CLII	Douille GU10 230V CL II avec domino repiquable										2.90								
O290LED5.3W220BC36DIM		230	5.3	350	2700	36°					20.00								
O290LED5.3W220BH36DIM															20.00				
O290LED5.3W220BU36DIM															20.00				
Les professionnels avec convertisseur led																			
OSLO				IP 44															
P140P740119WS-WW	Fonte d'aluminium	230	12.6	1000	3000	55°	75	85	80	Blanc	69.9								
TOULON Faible hauteur				IP 20															
P140P761-0001WS	Fonte d'aluminium	230	9	700	2700	40°	68	82	45	Blanc	65.90								
P140P761-0001SI										Alu	65.90								
PISA				IP 20															
P140P760-0037WS	Fonte d'aluminium	230	9.5	750	2700	32°	68	82	117	Blanc	67.90								
P140P760-0037SI										Alu	67.90								
KACI 70 R Extra-plat						IP 44													
4140KC211R25	Alu	230	3	220	3000	110°	55	70	9	Alu brossé	42.00								
4140KC211R30										Blanc mat	42.00								
4140BASEKC211R25										Accessoire pour pose apparente pour KC211R25									18.00
4140BASEKC211R30										Accessoire pour pose apparente pour KC211R30									18.00

Référence	Matière	V	W	Lm	°K	Angle	Dimension en mm			Couleur	Prix public HT en €
							Ø enc.	Ø ext.	Prof. enc.		
KACI 70 S Extra-plat											IP 44
4140KC211S25	Alu	230	3	220	3000	110°	55	70x70	9	Alu brossé	44.00
4140KC211S30										Blanc mat	44.00
4140BASEKC211S25		Accessoire pour pose apparente pour KC211S25									18.00
4140BASEKC211S30		Accessoire pour pose apparente pour KC211S30									18.00
HD1014 R Etanche											IP 65
4140HD1014R25	Fonte d'aluminium	230	6	650	3000	38°	60	79	58	Alu	50.00
4140HD1014R30					Blanc					50.00	
4140DO11225					Alu					50.00	
4140DO11230					Blanc					50.00	
HD1014S Etanche											IP 65
4140DO11325	Fonte d'aluminium	230	6	650	4000	38°	60	79x79	58	Alu	62.00
4140DO11330					Blanc					62.00	
4140DO11425					Alu					62.00	
4140DO11430					Blanc					62.00	
AL1014 R											IP 44
4140AL101425	Fonte d'aluminium	230	6	650	3000	38°	68	82	46.5	Alu	44.00
4140AL101430					Blanc					44.00	
4140DO11525					Alu					44.00	
4140DO11530					Blanc					44.00	
AL1014 S											IP 44
4140AL1014S25	Fonte d'aluminium	230	6	650	3000	38°	68	82	46.5	Alu	49.00
4140AL1014S30					Blanc					49.00	
4140DO11625					Alu					49.00	
4140DO11630					Blanc					49.00	
LOBEL ORIENTABLE											IP 43
9S40ERZ9WBCBL	Fonte d'aluminium	230	9	905	3000	38°	75	83	72	Blanc	42.00
9S40ERZ9WBCNB										Nickel	44.00
LOBEL FIXE											IP 44
9S40EFZ9WIP44BCBL	Fonte d'aluminium	230	9	905	3000	38°	60	78	72	Blanc	43.00
9S40EFZ9WIP44BCNB										Nickel	46.00
AIRCOM MICRO											IP 44
9S404296-080183	Fonte d'aluminium	230	8	920	3000	Diffus	75	82	25	Blanc	27.00
9S404296-080184					4000					27.00	
9S404296-085783					3000					33.00	
9S404296-085784					4000					33.00	

Référence	Matière	V	W	Lm	°K	Angle	Dimension en mm			Couleur	Prix public HT en €
							Ø enc.	Ø ext	Prof. enc.		
Les extra-plats											
MINI AIRCOM											IP 43
9S404206-0183	Alu	230	9	1044	3000	Diffus	155	164	45	Blanc	57.00
9S404206-0184					4000						57.00
AIRCOM MEDIUM											IP 43
9S404226-0183	Alu	230	20	2677	3000	Diffus	195	213	45	Blanc	65.00
9S404226-0184					4000						65.00
AIRCOM											IP 43
9S404220-0183	Alu	230	15	1740	3000	Diffus	230	245	45	Blanc	69.00
9S404220-0184					4000						69.00
9S404220-012083			20	2923	3000						76.00
9S404220-012084					4000						76.00
MINI AIRCOM											IP 43
9S404250-0183	Alu	230	13	1281	3000	Diffus	168 x 168	180	45	Blanc	69.00
9S404250-0184					4000						69.00
AIRCOM											IP 43
9S404223-0183	Alu	230	20	2010	3000	Diffus	245 x 245	260	45	Blanc	99.00
9S404223-0184					4000						99.00
9S404223-012683			26	3840	3000						105.00
9S404223-012684					4000						105.00
Les basses luminances											
KOMBIC										IP 44	
L9299241380	Polycarbon.	230	31	4000	4000	Diffus	209	220	120	Blanc brillant	165.00
L9299200210	Cadre enjoliveur pour encastré 241380										7.00
MINI KOMBIC										IP 44	
L9299241340	Polycarbon.	230	26	2000	4000	Diffus	158	165	120	Blanc brillant	114.00
L9299200200	Cadre enjoliveur pour encastré 241340										5.00
Les dalles à poser sur structure											
ESLIM											IP 44
9S404212-0183	Alu	230	40	4000	3000	Diffus	600x600			Blanc	166.00
9S404212-0184					4000						166.00

Référence	Matière	V	W	Lm	°K	Angle	Dimension en mm			Couleur	Prix public HT en €	
							Ø enc.	Ø ext	Prof. enc.			
<div style="display: flex; justify-content: space-between; align-items: center;"> <div style="border: 1px solid orange; border-radius: 10px; padding: 5px; background-color: #f9a825; color: white;">ENERFI</div>    <div style="font-size: 2em; font-weight: bold;">60</div> <div style="text-align: right; font-size: 2em; font-weight: bold;">IP 20</div> </div>												
9S404915-013683	Acier + alu	230	36	4752	3000	Basse lumin.	600 x600	610	60	Blanc	149.00	
9S404915-013684											149.00	
Les réglottes												
<div style="display: flex; justify-content: space-between; align-items: center;"> <div style="border: 1px solid orange; border-radius: 10px; padding: 5px; background-color: #f9a825; color: white;">DAKAR 2</div>     <div style="text-align: right; font-size: 2em; font-weight: bold;">IP 66</div> </div>												
FA506781-04-954	Polycarbon.	220	12	1200	4000	Diffus	600x108	Blanc			83.00	
FA506753-04-954			48	4800							1160x108	145.00
FA506754-04-954			55	5400							1560x108	166.00
<div style="display: flex; justify-content: space-between; align-items: center;"> <div style="border: 1px solid orange; border-radius: 10px; padding: 5px; background-color: #f9a825; color: white;">REGLED HO</div>     <div style="text-align: right; font-size: 2em; font-weight: bold;">IP 20</div> </div>												
LC405400325	Alu + diffuseur en polycarbon.	240	5	425	3000	Diffus	23.5x34.5x307	Blanc			32.00	
LC405400326			9	837							23.5x34.5x568	37.00
LC405400327			12	1181							23.5x34.5x868	42.50
LC405400328			15	1491							23.5x34.5x1168	50.50
LC405400329			18	1734							23.5x34.5x1438	59.50
LC405400700	Cordon d'alimentation de 1800mm									4.70		
Les apparents												
<div style="display: flex; justify-content: space-between; align-items: center;"> <div style="border: 1px solid orange; border-radius: 10px; padding: 5px; background-color: #f9a825; color: white;">AIRCOM</div>    <div style="font-size: 2em; font-weight: bold;">50</div> <div style="text-align: right; font-size: 2em; font-weight: bold;">IP 43</div> </div>												
9S404221-012083	Alu	230	20	2677	3000	Diffus	245x50	Blanc			112.00	
<div style="display: flex; justify-content: space-between; align-items: center;"> <div style="border: 1px solid orange; border-radius: 10px; padding: 5px; background-color: #f9a825; color: white;">AIRCOM</div>    <div style="font-size: 2em; font-weight: bold;">60</div> <div style="text-align: right; font-size: 2em; font-weight: bold;">IP 43</div> </div>												
9S404224-522683	Alu	230	26	3840	3000	Diffus	260x60	Chrome			151.00	
<div style="display: flex; justify-content: space-between; align-items: center;"> <div style="border: 1px solid orange; border-radius: 10px; padding: 5px; background-color: #f9a825; color: white;">ESLIM</div>   <div style="font-size: 2em; font-weight: bold;">10</div> <div style="text-align: right; font-size: 2em; font-weight: bold;">IP 44</div> </div>												
9S404216-0183	Fonte d'aluminium	230	40	4000	3000	Diffus	600x600	Blanc			224.00	
<div style="display: flex; justify-content: space-between; align-items: center;"> <div style="border: 1px solid orange; border-radius: 10px; padding: 5px; background-color: #f9a825; color: white;">CARME</div>   <div style="font-size: 2em; font-weight: bold;">380</div> <div style="text-align: right; font-size: 2em; font-weight: bold;">IP 44</div> </div>												
164012091-3601	Polycarbon.	220-240	25	1750	3000	Diffus	380x380x50	Blanc			74.00	
164012091-3001				1930	4000						74.00	

Pour toute demande spécifique merci de bien vouloir nous contacter à :

SALUSTRA Cité GRUBER 

91, rte des romains 67200 STRASBOURG-KOENIGSHOFFEN

☎ : 03 88 30 41 81 📠 : 03 88 30 26 11 📧 : contact@salustra.com

Horaires d'ouverture

Du lundi au vendredi de 9h30 à 12h00 et de 13h30 à 18h30

Le samedi de 9h00 à 12h15 et de 13h45 à 18h00

